

Specification of Thermoelectric Module

TEFC1-01723L2T100-AC-AIO

Description

The 17×3 couples, 15 mm × 50/52 mm size module which contains three cooling lines, it is made of selected high performance ingot to achieve superior cooling performance and greater delta T up to 72 °C, designed for superior cooling and heating up to 100 °C applications. All the dices and metallic parts are coated with a layer of thin film for anti-corrosion and oxidation in high temperature that ensure the module can work in high temperature for long life. If higher operation or processing temperature is required, please specify, we can design and manufacture the custom made module according to your special requirements.

Features

- No moving parts, no noise, and solid-state
- Compact structure, small in size, light in weight
- Environmental friendly
- RoHS compliant
- Precise temperature control
- Exceptionally reliable in quality, high performance

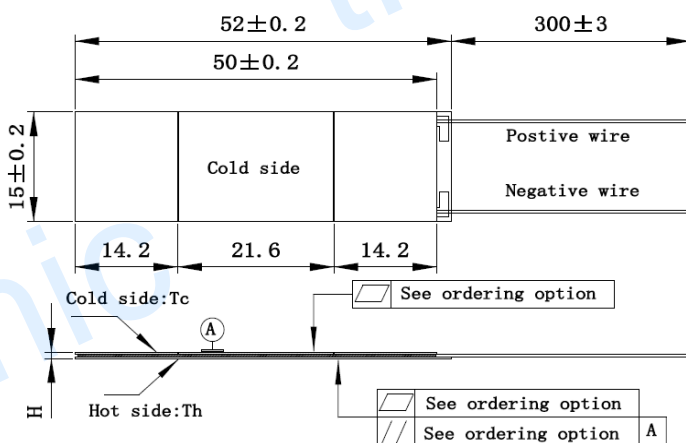
Application

- Food and beverage service refrigerator
- Portable cooler box for cars
- Liquid cooling
- Temperature stabilizer
- CPU cooler and scientific instrument
- Photonic and medical systems

Performance Specification Sheet

Th (°C)	27	50	Hot side temperature at environment: dry air, N ₂
DT _{max} (°C)	72	81	Temperature Difference between cold and hot side of the module when cooling capacity is zero at cold side
U _{max} (Voltage)	2.14	2.31	Voltage applied to the module at DT _{max}
I _{max} (Amps)	2.3	2.3	DC current through the modules at DT _{max}
Q _{Cmax} (Watts)	3.22	3.46	Cooling capacity at cold side of the module under DT=0 °C
AC resistance (Ohms)	0.70	0.75	The module resistance is tested under AC (Tolerance :15%)
Tolerance (%)	10%		For thermal and electricity parameters

Geometric Characteristics Dimensions in millimeters



Manufacturing Options

A. Solder:

T100: BiSn (T_{melt}=138°C)

B. Sealant:

NS: No sealing

C. Ceramics:

AIO: Alumina (Al₂O₃, white 96%)

D. Ceramics Surface Options:

Blank ceramics (not metallized)

E. Others:

AC: Anti- corrosion coating on pellets

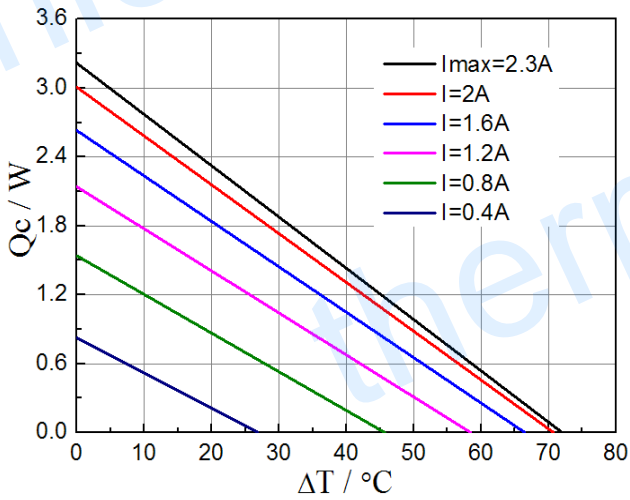
Ordering Option

Suffix	Thickness H (mm)	Flatness/ Parallelism (mm)	Lead wire length(mm) Standard/Optional length
TF	0:1.5± 0.10	0: 0.07/0.07	300±3

Specification of Thermoelectric Module

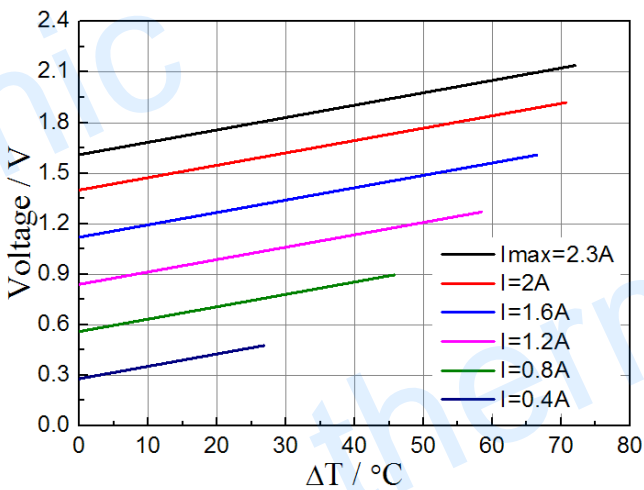
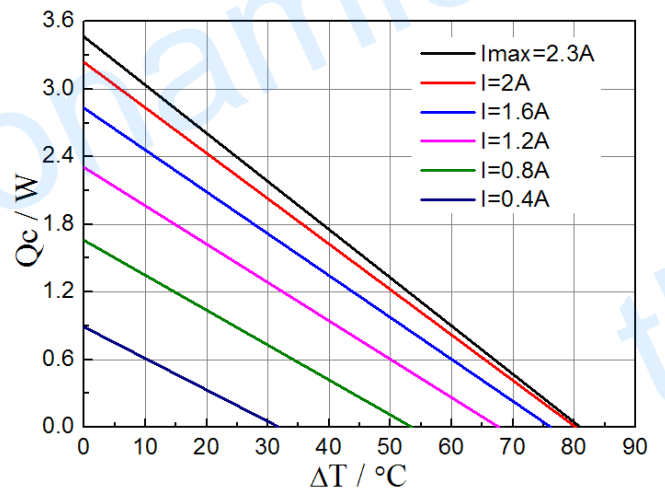
TEFC1-01723L2T100-AC-AIO

Performance Curves at Th=27 °C

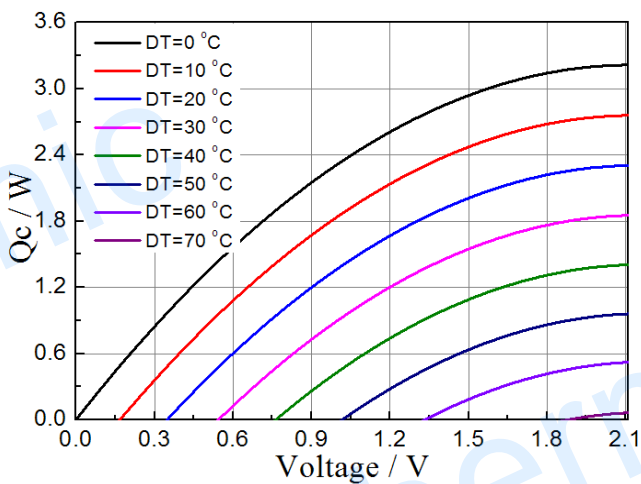
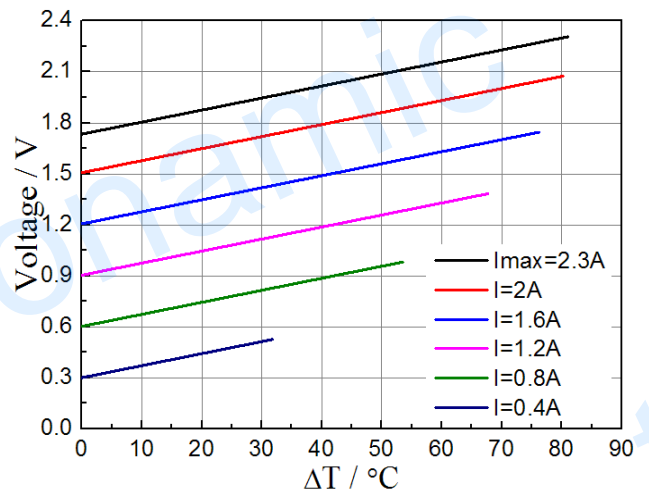


Standard Performance Graph $Q_c = f(\Delta T)$

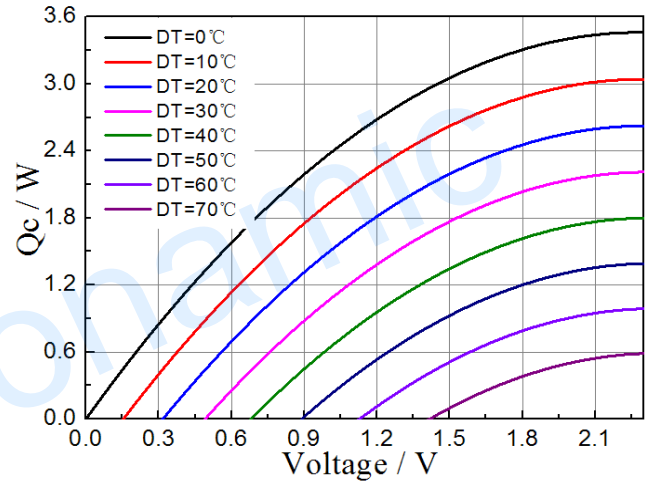
Performance Curves at Th=50 °C



Standard Performance Graph $V = f(\Delta T)$



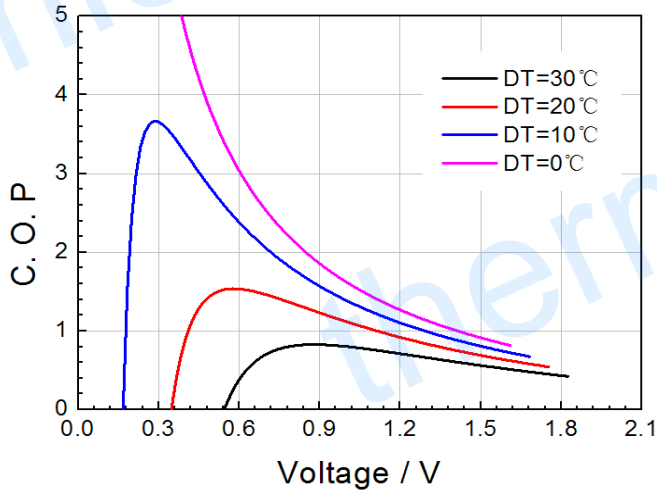
Standard Performance Graph $Q_c = f(V)$



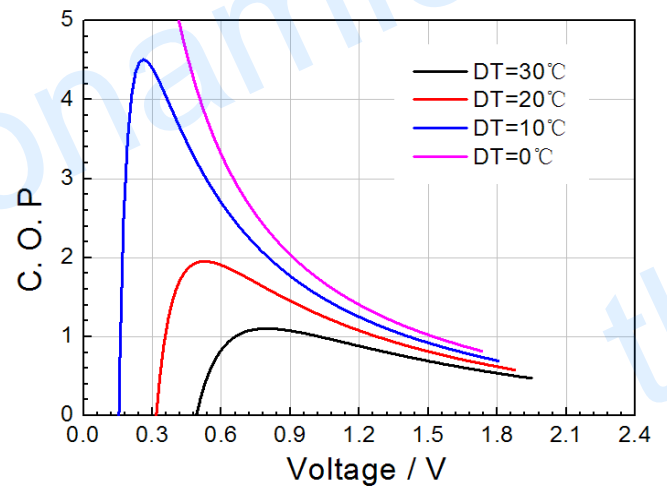
Specification of Thermoelectric Module

TEFC1-01723L2T100-AC-AIO

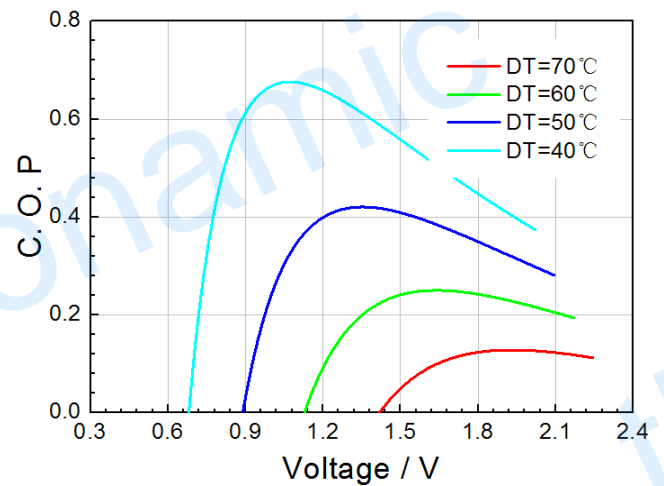
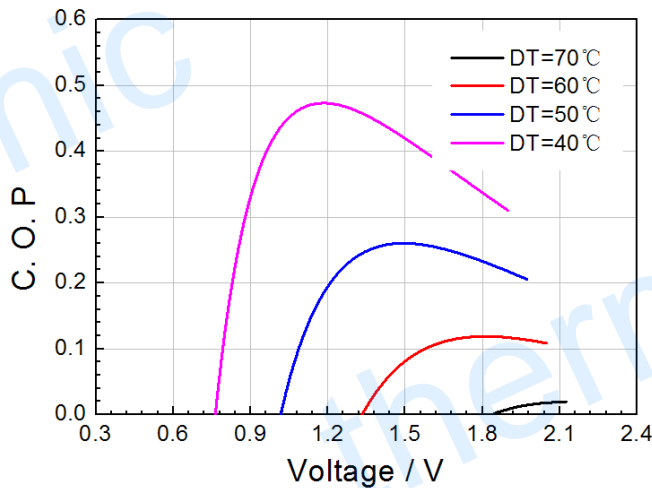
Performance Curves at Th=27 °C



Performance Curves at Th=50 °C



Standard Performance Graph COP = f(V) of DT ranged from 0 to 30 °C



Standard Performance Graph COP = f(V) of DT ranged from 40 to 60/70 °C

Remark: The coefficient of performance (COP) is the cooling power Q_c /Input power ($V \times I$).

Operation Caution

- Attach the cold side of module to the object to be cooled
- Attach the hot side of module to a heat radiator for heat dissipating
- Operation below I_{max} or V_{max}
- Work under DC

Note: All specifications subject to change without notice.