

# Specification of Thermoelectric Module

## TEFC1-02319

### Description

The 23 couples, 6 mm × 8 mm size single module which is made of selected high performance ingot to achieve superior cooling performance and greater delta T up to 70 °C, designed for superior cooling and heating up to 100 °C applications. If higher operation or processing temperature is required, please specify, we can design and manufacture the custom made module according to your special requirements.

### Features

- No moving parts, no noise, and solid-state
- Compact structure, small in size, light in weight
- Environmental friendly
- RoHS compliant
- Precise temperature control
- Exceptionally reliable in quality, high performance

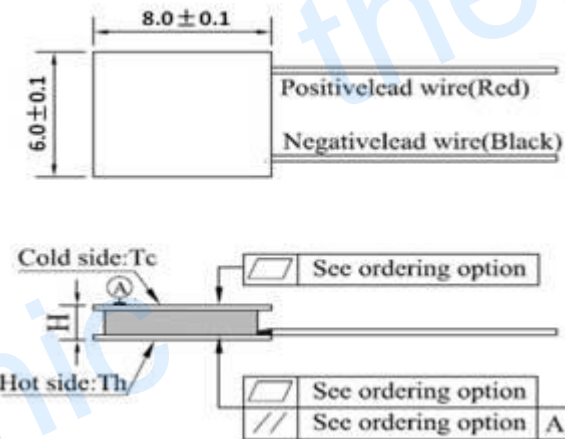
### Application

- Food and beverage service refrigerator
- Portable cooler box for cars
- Liquid cooling
- Temperature stabilizer
- CPU cooler and scientific instrument
- Photonic and medical systems

### Performance Specification Sheet

Th (°C)	27	50	Hot side temperature at environment: dry air, N <sub>2</sub>
DT <sub>max</sub> (°C)	70	79	Temperature Difference between cold and hot side of the module when cooling capacity is zero at cold side
U <sub>max</sub> (Voltage)	2.9	3.2	Voltage applied to the module at DT <sub>max</sub>
I <sub>max</sub> (amps)	2.32	2.32	DC current through the modules at DT <sub>max</sub>
Q <sub>Cmax</sub> (Watts)	4.19	4.51	Cooling capacity at cold side of the module under DT=0 °C
AC resistance (ohms)	0.95	1.04	The module resistance is tested under AC
Tolerance (%)	10%		For thermal and electricity parameters

### Geometric Characteristics Dimensions in millimeters



### Manufacturing Options

#### A. Solder:

1. T100: BiSn (T<sub>melt</sub>=138°C)
2. T200: CuAgSn (T<sub>melt</sub> = 217°C)
3. T240: SbSn (T<sub>melt</sub> = 240°C)

#### B. Sealant:

1. NS: No sealing (Standard)
2. SS: Silicone sealant
3. EPS: Epoxy sealant

#### C. Ceramics:

1. Alumina (Al<sub>2</sub>O<sub>3</sub>, white 96%)
2. Aluminum Nitride (AlN)

#### D. Ceramics Surface Options:

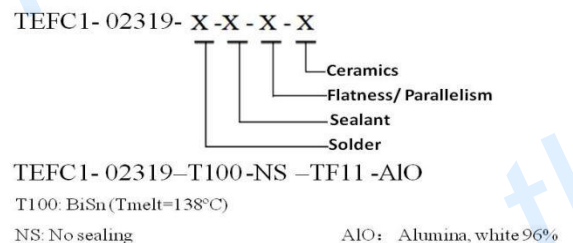
1. Blank ceramics (not metalized)
2. Metalized

### Ordering Option

Suffix	Thickness H (mm)	Flatness/ Parallelism (mm)	Lead wire length(mm) Standard/Optional length
TF	0:1.9±0.10	0: 0.03/0.03	20±1/Specify
TF	1:1.9±0.03	1: 0.015/0.015	20±1/Specify

Eg. TF11: Thickness 1.9± 0.03 (mm) and Flatness 0.015 / 0.015 (mm)

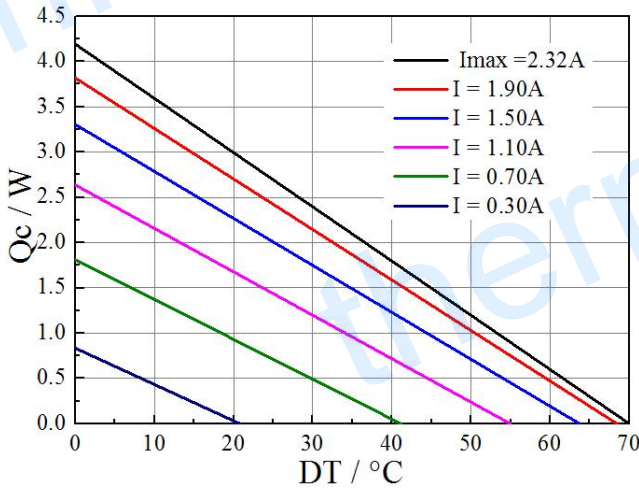
### Naming for the Module



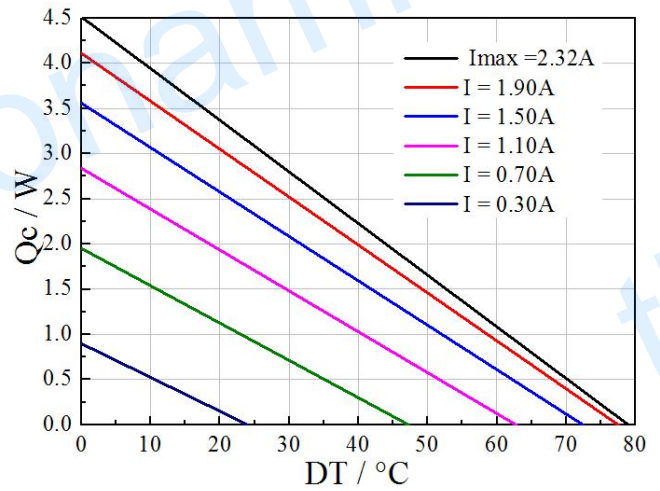
# Specification of Thermoelectric Module

TEFC1-02319

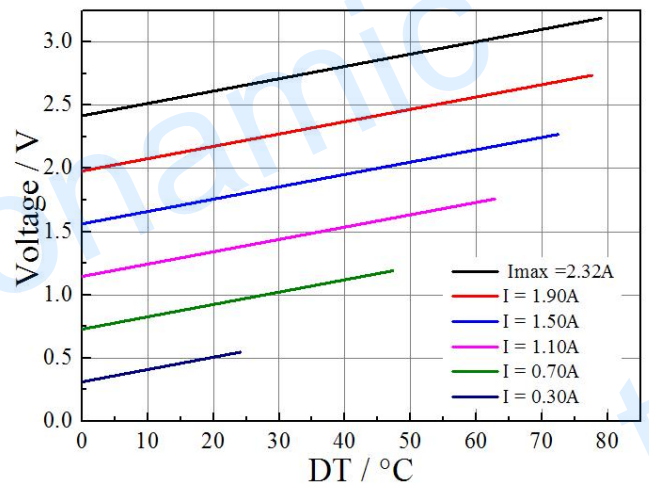
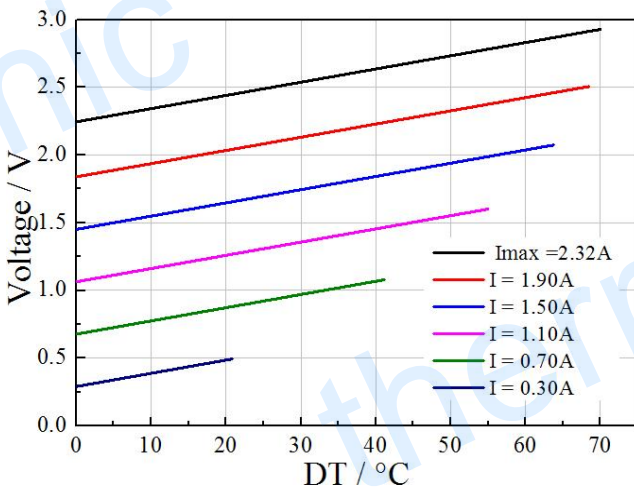
## Performance Curves at Th=27 °C



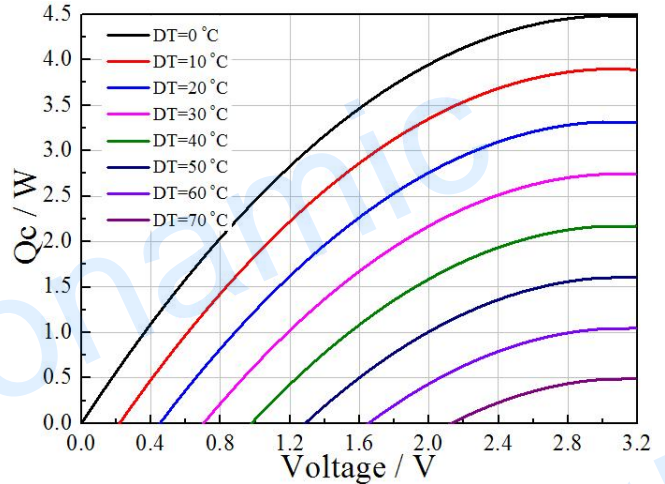
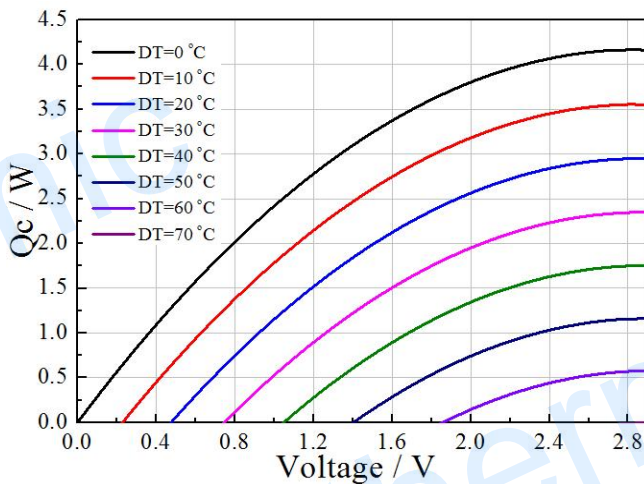
## Performance Curves at Th=50 °C



Standard Performance Graph  $Q_c = f(DT)$



Standard Performance Graph  $V = f(DT)$



Standard Performance Graph  $Q_c = f(V)$

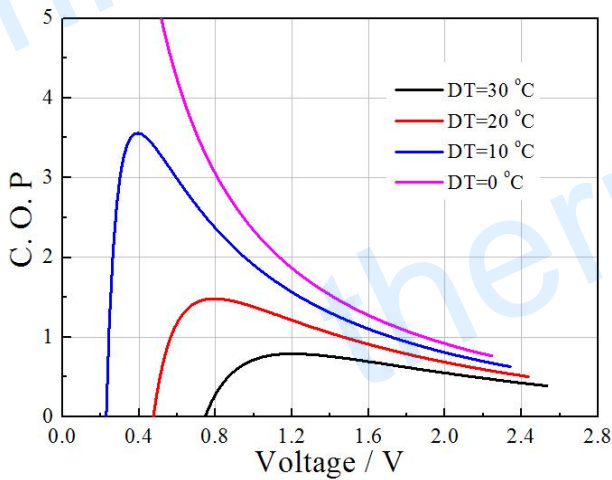
Creative technology with fine manufacturing processes provides you the reliable and quality products

Tel: +86-791-88198288 Fax: +86-791-88198308 Email: [sales@thermonamic.com.cn](mailto:sales@thermonamic.com.cn) Web Site: [www.thermonamic.com.cn](http://www.thermonamic.com.cn)

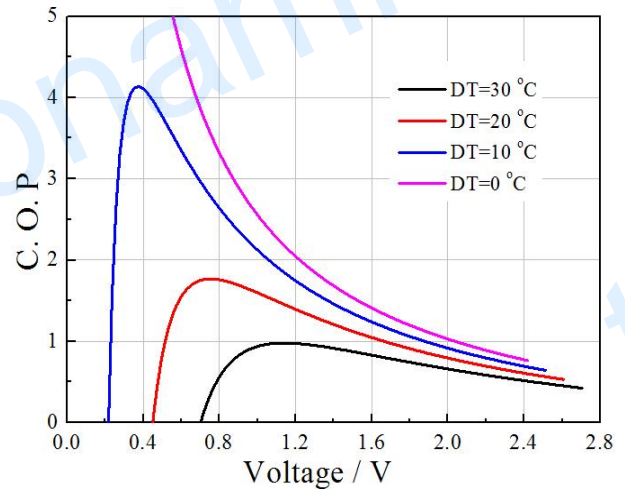
## Specification of Thermoelectric Module

TEFC1-02319

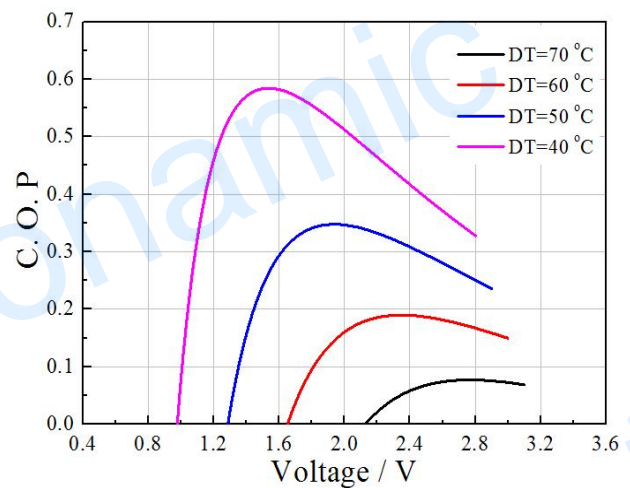
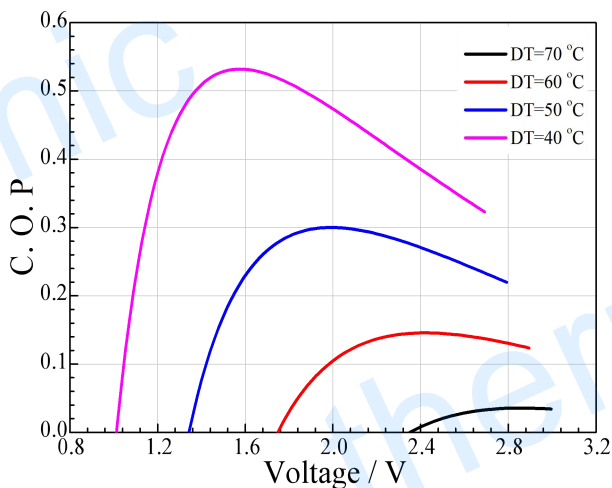
### Performance Curves at $T_h=27\text{ }^\circ\text{C}$



### Performance Curves at $T_h=50\text{ }^\circ\text{C}$



Standard Performance Graph COP = f(V) of DT ranged from 0 to 30 °C



Standard Performance Graph COP = f(V) of DT ranged from 40 to 60/70 °C

**Remark:** The coefficient of performance (COP) is the cooling power  $Q_c$ /Input power ( $V \times I$ ).

### Operation Cautions

- Attach the cold side of module to the object to be cooled
- Attach the hot side of module to a heat radiator for heat dissipating
- Operation below  $I_{max}$  or  $V_{max}$
- Work under DC

**Note:** All specifications subject to change without notice.