

Specification of Thermoelectric Module

TES1-05323CH1.8x2T100-EPS-AC-AIO

Description

The 53 couples, 15mm × 15mm size module is a single stage module which is made of our high performance ingot to achieve superior cooling performance and 74°C or larger delta Tmax, is designed for superior cooling and heating applications. Beyond the standard below, we can design and manufacture the custom made module according to your special requirements.

Features

- No moving parts, no noise, and solid-state
- Compact structure, small in size, light in weight
- Environmental friendly
- RoHS compliant
- Precise temperature control
- Exceptionally reliable in quality, high performance

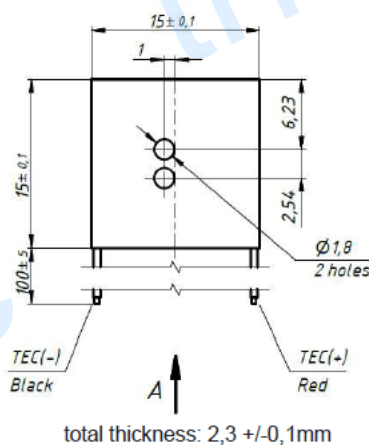
Application

- Food and beverage service refrigerator
- Portable cooler box for cars
- Liquid cooling
- Temperature stabilizer
- CPU cooler and scientific instrument
- Photonic and medical systems

Performance Specification Sheet

Th (°C)	27	50	Hot side temperature at environment: Vacuum
DT _{max} (°C)	74	83	Temperature Difference between cold and hot side of the module when cooling capacity is zero at cold side
U _{max} (Voltage)	6.82	7.36	Voltage applied to the module at DT _{max}
I _{max} (Amps)	2.3	2.3	DC current through the modules at DT _{max}
Q _{Cmax} (Watts)	10.23	11.02	Cooling capacity at cold side of the module under DT=0 °C
AC resistance (Ohms)	2.22	2.38	The module resistance is tested under AC
Tolerance (%)	± 10		For thermal and electricity parameters

Geometric Characteristics Dimensions in millimeters



Manufacturing Options

A. Solder:

T100: BiSn (M.P.= 138 °C)

B. Sealant:

EPS: Epoxy sealing

C. Ceramics:

AIO: Alumina (Al₂O₃, white 96%)

D. Ceramics Surface Options:

Blank ceramics (not metalized)

E. Pellet Surface Options:

AC: Anti-oxidation Coating

Ordering Option

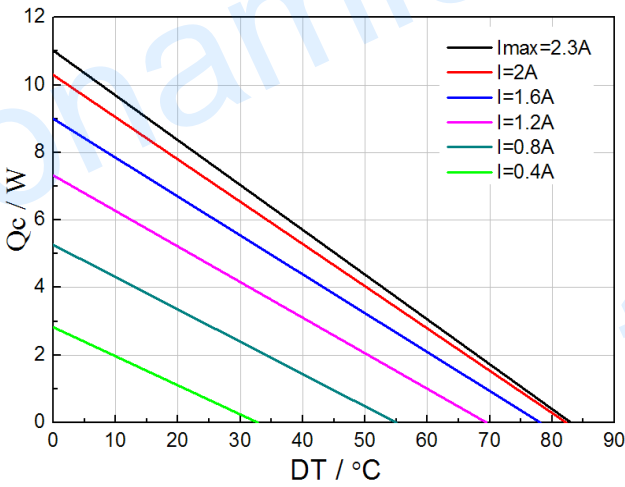
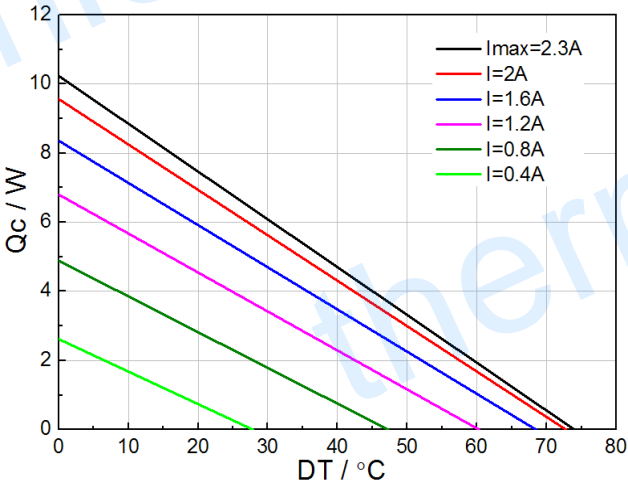
Suffix	Thickness H (mm)	Flatness/ Parallelism (mm)Parallelism (mm)	Lead wire length(mm)Standard/ Optional length
TF	0: 2.30 ± 0.1	0: 0.05/0.05	10±5/Specify

Specification of Thermoelectric Module

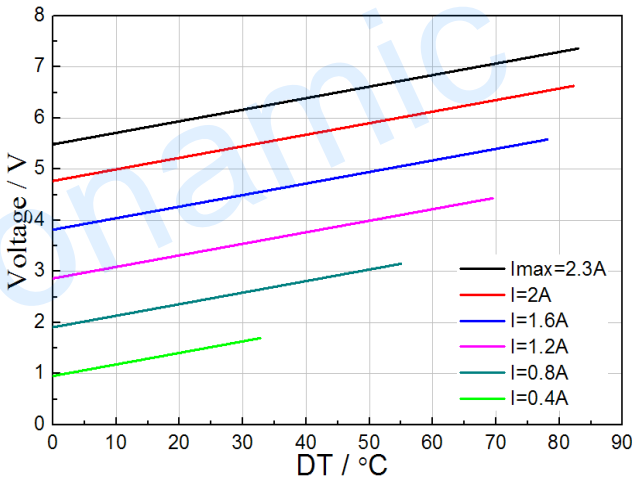
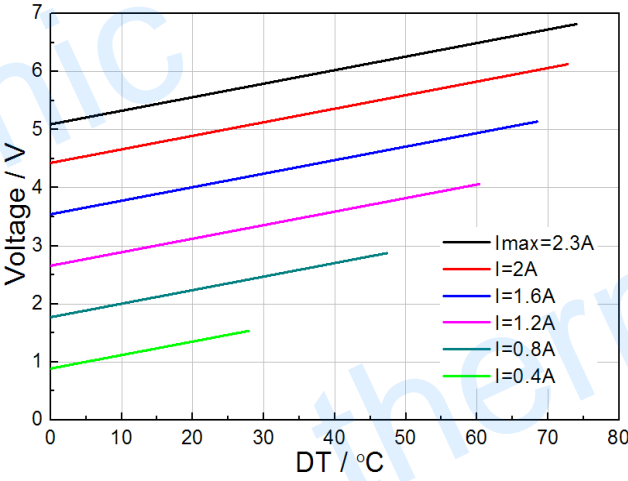
TES1-05323CH1.8x2T100-EPS-AC-AIO

Performance Curves at Th=27 °C

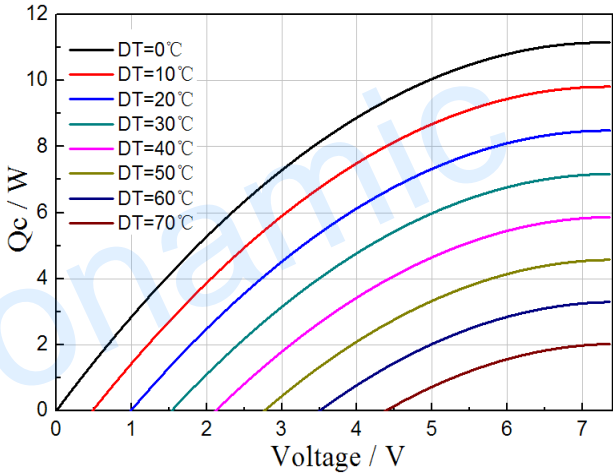
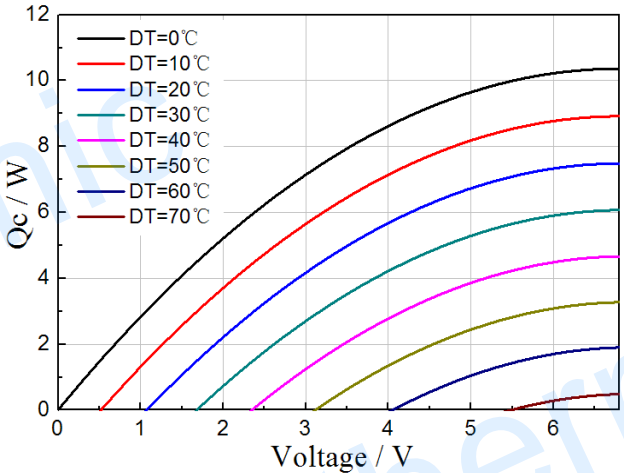
Performance Curves at Th=50 °C



Standard Performance Graph $Q_c = f(DT)$



Standard Performance Graph $V = f(DT)$

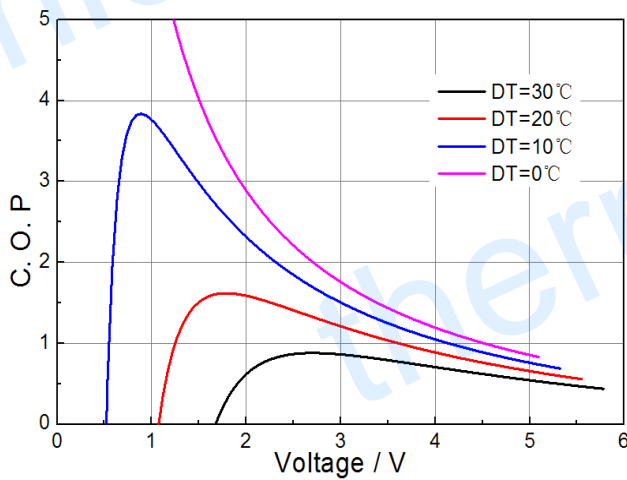


Standard Performance Graph $Q_c = f(V)$

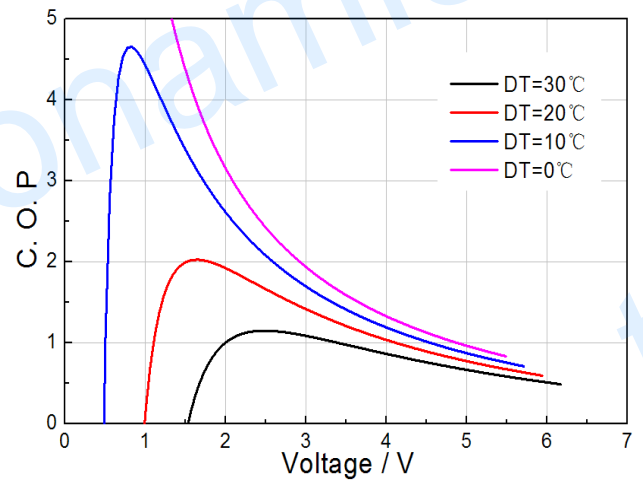
Specification of Thermoelectric Module

TES1-05323CH1.8x2T100-EPS-AC-AIO

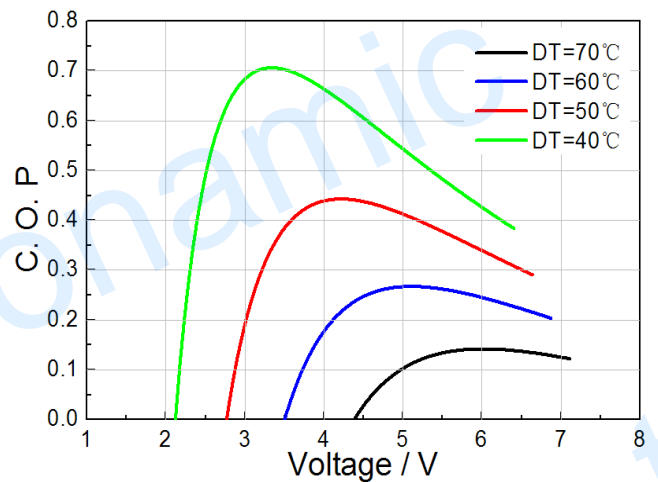
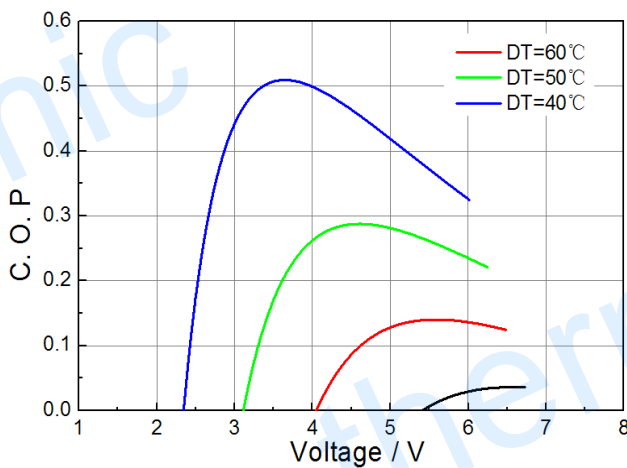
Performance Curves at Th=27 °C



Performance Curves at Th=50 °C



Standard Performance Graph COP = f(V) of DT ranged from 0 to 30 °C



Standard Performance Graph COP = f(V) of DT ranged from 40 to 60/70 °C

Remark: The coefficient of performance (COP) is the cooling power Q_c /Input power ($V \times I$).

Operation Caution

- Attach the cold side of module to the object to be cooled
- Attach the hot side of module to a heat radiator for heat dissipating
- Operation below I_{max} or V_{max}
- Work under DC

Note: All specifications subject to change without notice.