

Specification of Thermoelectric Module

TETS3-83-44-21-025TT-T200-AIN

Description

The TETS3-83-44-21-025TT-T200-AIN is a multistage module designed for greater temperature differential cooling, good for frequently cooling down and heating up to 200 °C applications. It is in size of 11mm ×11mm (top)/28mm ×20mm (bottom). It is made of selected high performance ingot and fabricated by our unique “soft” processes to achieve superior cooling/heating performance. If higher operation or processing temperature is required, please specify, we can design and manufacture the custom made module according to your special requirements.

Features

- High Temperature Differential
- No moving parts, no noise, and solid-state
- Compact structure, small in size, light in weight
- Environmental friendly
- RoHS compliant
- Precise temperature control
- Exceptionally reliable in quality, high performance

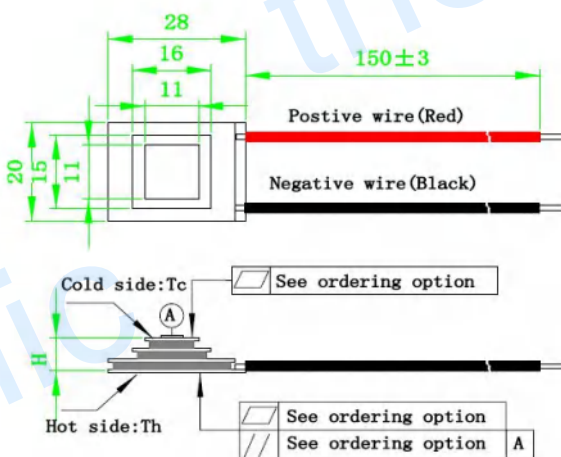
Application

- Infrared (IR) Sensors
- CCD Sensor
- Gas Analyzers
- Calibration Equipment
- CPU cooler and scientific instrument
- Photonic and medical systems
- Guidance Systems

Performance Specification Sheet

Th (°C)	27	50	Hot side temperature at environment: dry air, N ₂
DT _{max} (°C)	104	117	Temperature Difference between cold and hot side of the module when cooling capacity is zero at cold side
U _{max} (Voltage)	9.8	10.6	Voltage applied to the module at DT _{max}
I _{max} (Amps)	2.5	2.5	DC current through the modules at DT _{max}
Q _{Cmax} (Watts)	6.65	7.15	Cooling capacity at cold side of the module under DT=0 °C
AC resistance (Ohms)	3.8	4.1	The module resistance is tested under AC
Tolerance	10%		For thermal and electricity parameters

Geometric Characteristics Dimensions in millimeters



Manufacturing Options

A. Solder:

1. T200: CuSn (T_{melt} = 227 °C)

B. Sealant:

1. NS: No sealing (Standard)

C. Ceramics:

1. Aluminum Nitride (AlN)

D. Ceramics Surface Options:

1. Metalized

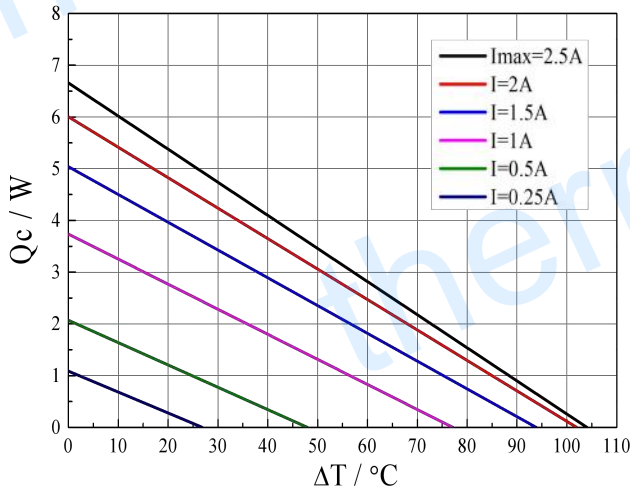
Ordering Option

Suffix	Thickness (mm)	Flatness/ Parallelism (mm)	Lead wire length(mm) Standard/Optional length
TF	0: 7.9± 0.3	0: 0.08/0.08	150±3/Specify

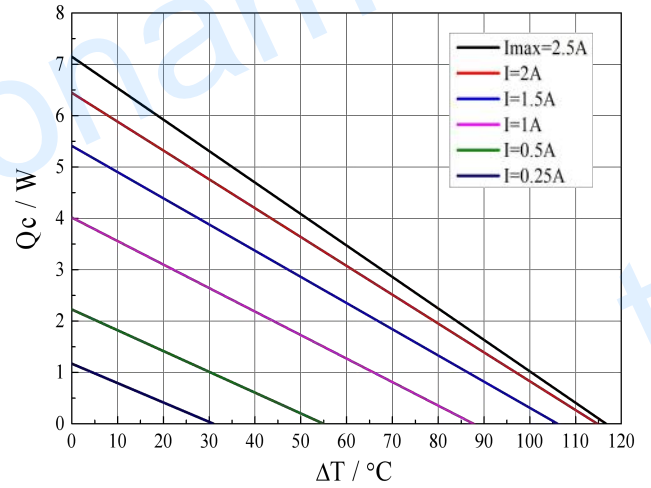
Specification of Thermoelectric Module

TETS3-83-44-21-025TT-T200-AIN

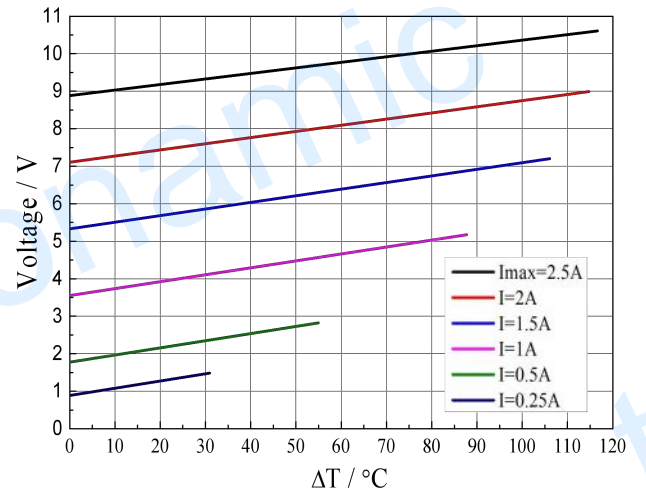
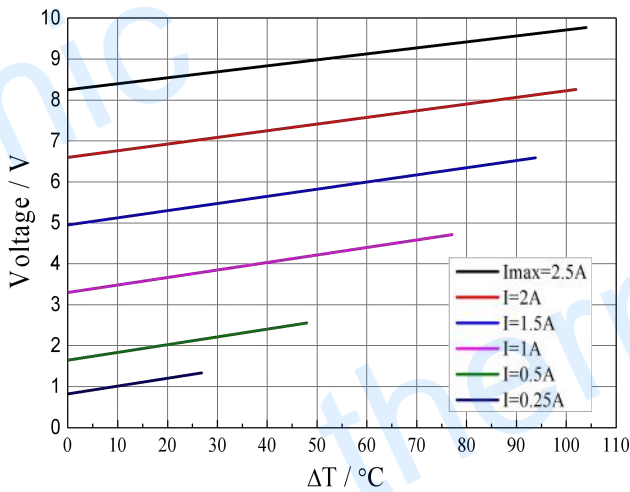
Performance Curves at $T_h=27^\circ\text{C}$



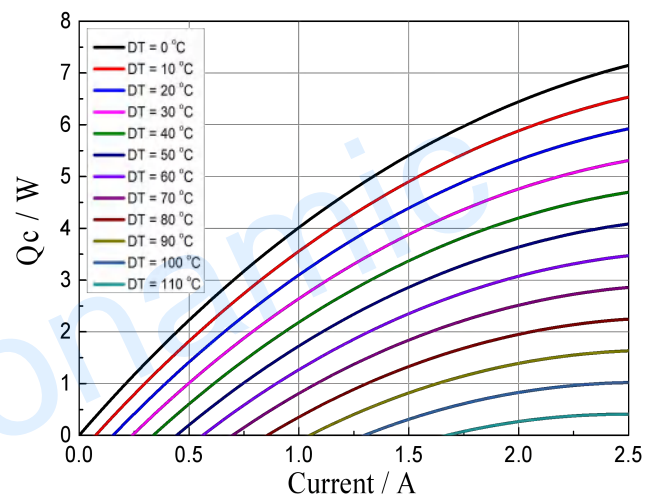
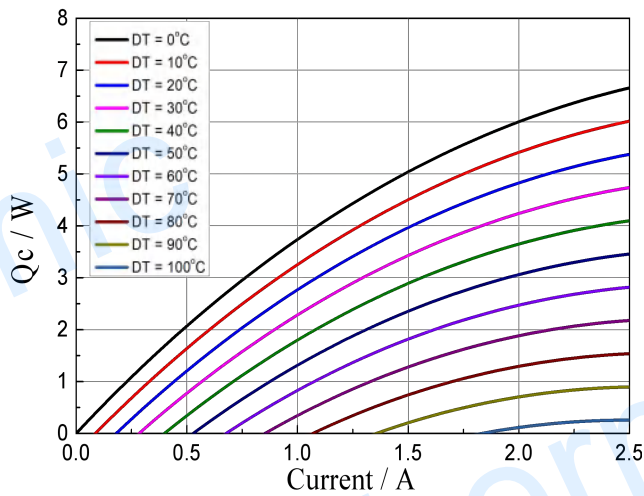
Performance Curves at $T_h=50^\circ\text{C}$



Standard Performance Graph $Q_c = f(\Delta T)$



Standard Performance Graph $V = f(\Delta T)$

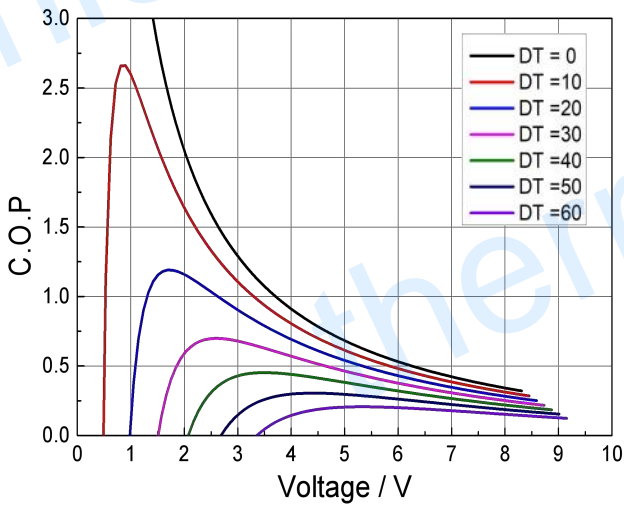


Standard Performance Graph $Q_c = f(I)$

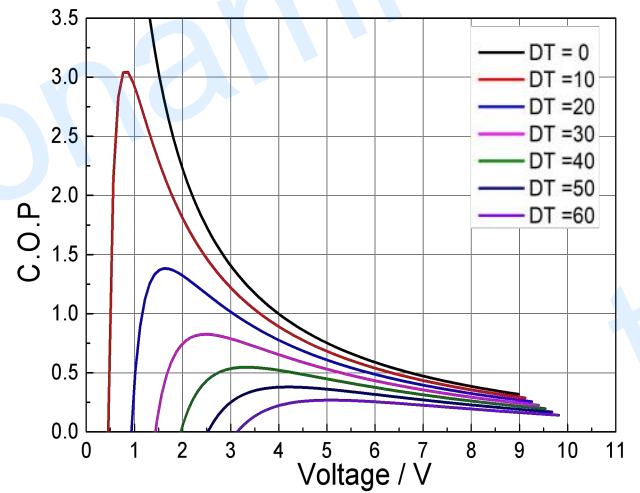
Specification of Thermoelectric Module

TETS3-83-44-21-025TT-T200-AIN

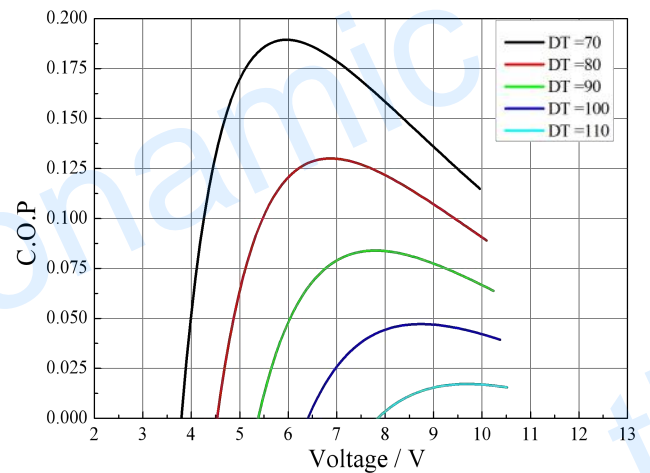
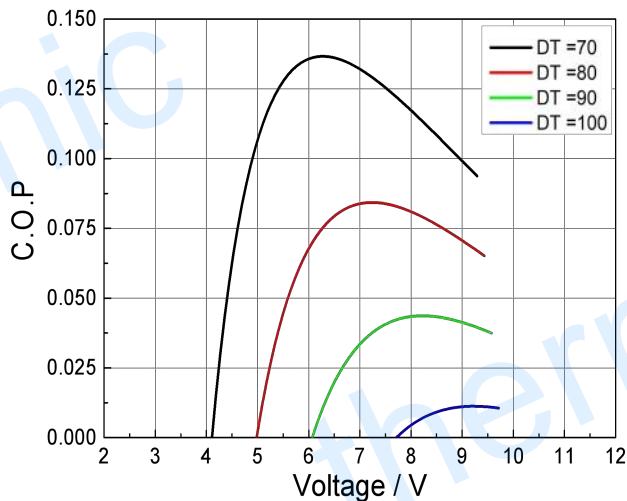
Performance Curves at Th=27 °C



Performance Curves at Th=50 °C



Standard Performance Graph COP = f(V) of DT ranged from 0 to 60 °C



Standard Performance Graph COP = f(V) of DT ranged from 70 to 100/110 °C

Remark: The coefficient of performance (COP) is the cooling power Q_c /Input power ($V \times I$).

Operation Cautions

- Attach the cold side of module to the object to be cooled
- Attach the hot side of module to a heat radiator for heat dissipating
- Storage module below 100 °C
- Operation below I_{max} or V_{max}
- Work under DC

Note: All specifications subject to change without notice.